

FOR ALL ASPECTS OF INTELLIGENT FIRE SYSTEMS

interfaces

FOR INTELLIGENT SYSTEMS



- Easy to install
- Well protected
- Modular design
- A neat solution



Fire protection systems can be engineered simply and effectively without the need for custom-designed equipment.

interfaces
FOR INTELLIGENT SYSTEMS

A variety of interfaces for intelligent systems are available to suit individual applications.

Standard interfaces are designed to be surface or flush-mounted to walls and consist of three parts: a backbox with knockouts for cable entry (this part is not supplied for flush mounting), a PCB assembly and a protective front cover. Surface mount and flush mount versions each have their own part numbers.

Dimensions:

150x90x48mm (surface mount)

150x90x22mm (flush mount)

Miniature interfaces use very compact enclosures for installation into other equipment. They are fitted with flying leads for ease of connection and need no installation screws or brackets.

Dimensions: 76x47x14mm

DIN-rail interfaces feature enclosures that clip to standard 35mm DIN rails (DIN 46277) or are screwed to the base of a larger enclosure. They enable fire systems designers to determine the functions required and create multi-purpose interfaces for individual sites.

Dimensions: 110x107x20mm

Interfaces with isolators are functionally identical* to non-isolated versions and are fitted with bi-directional short-circuit isolators so that they are unaffected by a single short-circuit on either loop input or output.

* with the exception of the Input/Output Unit with Isolator and Output Unit with Isolator. Removal of loop power to these interfaces will cause a "set" relay to "reset".

Dimensions: 150x90x48mm






- Easy to install
- Well protected
- Modular design
- A neat solution



Switch Monitor

Designed to monitor the state of one or more single-pole, volt-free contacts connected on a single pair of cables. Reports open and short-circuit faults on the circuit. The device produces the output states normal, fault, pre-alarm, and alarm.

-  55000-810 (surface)
55000-808 (flush)
-  55000-822
-  55000-843

Mini Switch Monitor

Identical in function to the Switch Monitor.

-  55000-833






Mini Switch Monitor (Interrupt)

This device performs the same task as the standard Mini Switch Monitor, but incorporates an interrupt facility as in the Apollo analogue-compatible manual call point. It is used to monitor equipment where a fast response is required. It has no pre-alarm signal facility.

-  55000-832




Switch Monitor Plus

This product has the same functionality as the standard Switch Monitor, but incorporates additional circuitry to monitor flow switches and provide a time delay in so doing. It also contains circuitry which can be used to reset a beam detector.

-  55000-809 (surface)
55000-807 (flush)
-  55000-821
-  55000-841




Zone Monitor

The Zone Monitor powers and controls the operation of a zone of conventional detectors. This device has an input voltage, derived from the analogue loop, of 14 to 28V and provision is made for the inclusion of an active end-of-line device. The DIN-rail version incorporates dual short-circuit isolation.

-  55000-813 (surface)
55000-814 (flush)
-  55000-812
-  55000-845




Sounder Control Unit

This unit is designed to control a zone of sounders powered by an external DC supply. The sounders will be switched to sound continuously or be pulsed, 1s on, 1s off. Sounder Control Units at different addresses may be controlled individually or in selectable groups and have a facility for synchronising the outputs, when being pulsed.

-  55000-823 (surface)
55000-824 (flush)
-  55000-826
-  55000-852




Input/Output Unit

This unit provides a loop-powered relay, a monitored input and an unmonitored opto-coupled input. It can report fault, switch open and switch closed levels.

-  55000-818 (surface)
55000-816 (flush)
-  55000-803
-  55000-847

Output Unit

The Output Unit is a simplified version of the Input/Output Unit without circuitry for monitoring inputs.

-  55000-819 (surface)
55000-817 (flush)
-  55000-804
-  55000-849

Dual Isolator

The Dual Isolator provides two independent isolators which sense and isolate short circuits on XP95 and Discovery loops and spurs.

-  55000-802

Mains Switching Input/Output Unit

The Mains Switching Input/Output Unit provides a voltage-free, single pole change-over relay output and a monitored switch input. This unit is designed to switch machinery operating at 230V, thus obviating the need for an intermediate relay and a power supply.

-  55000-875

Three Channel Input/Output Unit

The Three Channel Input/Output Unit provides three voltage-free, single pole, change-over relay outputs and three monitored switch inputs. The unit is designed to supervise one or more normally open switches on each of the three inputs.

Please note these products are in a special enclosure.

Dimension: 250x175x75mm

-  55000-588

Legend



part number for standard enclosure



part number for miniature enclosure



part number for DIN-rail enclosure



part number with isolator


modular interfaces - a neat solution



PIN sheets which give full technical information are available on request for all interfaces.
Please quote the relevant PIN sheet number when ordering.

	Standard interface	DIN-rail interface	Miniature interface	Interfaces with isolator
Switch Monitor	PP2015	PP2048	-	PP2084
Mini Switch Monitor	-	-	PP2021	-
Mini Switch Monitor (Interrupt)	-	-	PP2020	-
Switch Monitor Plus	PP2014	PP2047	-	PP2083
Zone Monitor	PP2016	PP2049	-	PP2101
Sounder Control Unit	PP2019	PP2050	-	PP2094
Input/Output Unit	PP2017	PP2045	-	PP2092
Output Unit	PP2018	PP2046	-	PP2093
Dual Isolator	-	PP2051	-	-
Mains Switching Input/Output Unit	PP2107	-	-	-
Three Channel Input/Output Unit	PP2121	-	-	-

In addition, installation guides are packed with each product.

Distributed By 	PROTECTOR ALARMS (UK) Ltd. 20/22 GIPSY HILL CRYSTAL PALACE LONDON. SE19 1NL	TEL No. 020 8761 3771 FAX No. 020 8670 9441
	email: sales@protectoralarms.com Website: www.ProtectorAlarms.com	



Quality Systems Certificate No 010
Assessed to ISO 9001